




MEDIAVUE

PRE-BUILT MEDIA WALL FIREPLACE FURNITURE



Both Split Logs & Standard Logs are included



TECHNICAL / OPTIONS

The MediaVue has been designed to effortlessly fit in most spaces with a simple and swift installation.

With space to house TVs up to 65" and a ledge for your soundbar, the MediaVue is 1.83m wide & 1.97m tall (floorstanding) / 1.88m tall (wall mounted).

You'll need an appropriate TV bracket to secure your chosen TV either onto the provided back panel (if it's suitable for bracket type) or onto the rear wall. If you choose to fix it to the rear wall, you'll need to cut a hole in the back panel.

TV & Bracket not included.

J-PULL OR SLAB SOFT CLOSE DRAWERS



SLEEK, MODERN, ERGONOMIC.

CREATE A MODERN MINIMAL LOOK WITH J-PULL OR ADD LUXURY HANDLES* FOR A SOPHISTICATED FINISH. *INC. WITH SLAB DRAWER.

ICONS



1.5kW heat output



5D flame effect +3 colour settings



Multi - LED effect fuel bed with 13' colour options and rotation



7 Day Programmable Thermostatic remote control



Eco Design Compliant



Realistic, loose split & std. logs



Fuel bed with pebbles, bark, slate & crystals



Down lights illuminate the loose logs



Panoramic glass screen



Glowing ember effect



3 year fire warranty*



Patented slimline heater system



Optional Mood lighting



3 Sided Installation



Glass Fronted fire



Wall Mounted



Floor Standing

*Upon online registration

3 SIDED ELECTRIC FIRE

MediaVue's 3-sided electric fireplace offers warmth and visual appeal from every angle with a 1.5m vista.



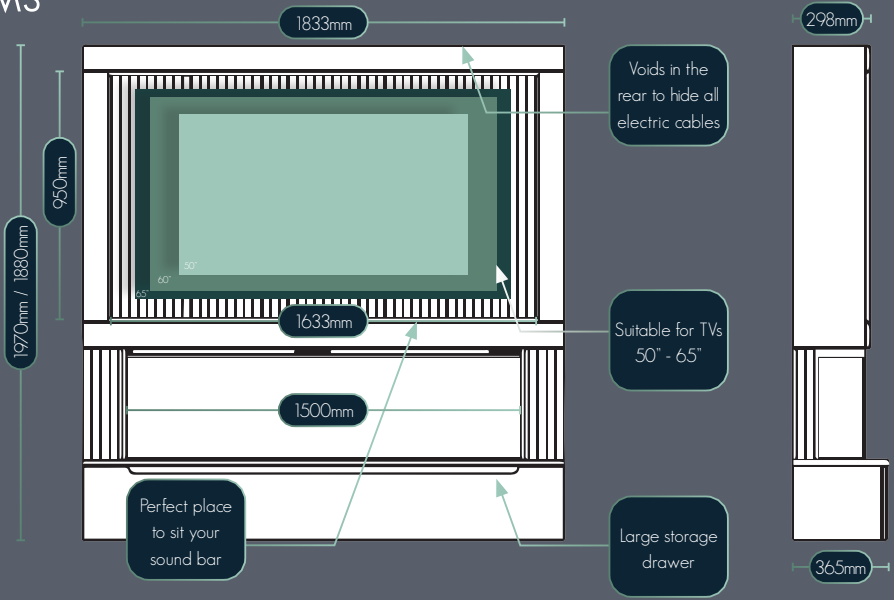
CABLE MANAGEMENT

Effortless cable management ensures a sleek and clutter-free aesthetic, enhancing the appeal of MediaVue's sophisticated design for a seamless and organised living space.

MINIMAL ASSEMBLY

Minimal assembly required simplifies the setup process, allowing customers to enjoy the elegance of MediaVue sooner with ease and convenience.

DIMS



COLOUR KEY

Panel / Side options

	Oak Slatted		Willow Green Matt
	Luna White Matt		Dust Grey Matt
	Angora Grey Matt		Monument Grey Matt
	Cashmere Matt		Indigo Matt
	Pearl Grey Matt		Midnight Mist Matt

Base Unit top options

	Dark Slate Effect		White Marble Effect
--	-------------------	---	---------------------

HANDLES INC. SLAB

167614
167606
x2 Handles (Inc. with Slab only)

OPTIONAL EXTRAS

LED Mood lighting
050199

BOXES

Included with package















- Furniture - x5 boxes
- Fire 1500 + Std Logs - x1 box
- Split Logs - x1 box
- Handles - x1 box (Slab only)

Optional extras

- LED Mood Lighting - x1 box

MEDIAVUE

YOUR ULTIMATE MEDIA WALL

-  1.5kW heat output
-  5D flame effect +3 colour settings
-  Multi - LED effect fuel bed with 13' colour options and rotation
-  7 Day Programmable Thermostatic remote control
-  Eco Design Compliant
-  Realistic, loose split & std. logs
-  Fuel bed with pebbles, bark, slate & crystals
-  Down lights illuminate the loose logs
-  Panoramic glass screen
-  Glowing ember effect
-  3 year fire warranty*
-  Patented slimline heater system
-  Optional Mood lighting
-  3 Sided Installation
-  Glass Fronted fire
-  Wall Mounted
-  Floor Standing

*Upon online registration



Floorstanding or Wall Mounted



P R Y Z M
 REVOLUTIONIZING FLAMES

Be Modern Ltd | 19/34 Bedesway | Bede Industrial Estate

Jarrow | Tyne and Wear | NE32 3BE

Telephone: 0191 430 9434

Email: enquiries@pryzmfires.com



Scan to see Fire



Scan to see Split Logs